




# HOERBIGER connect

DIV AUTOMOTIVE / PURCHASING

Advanced

Efficient

Sustainable



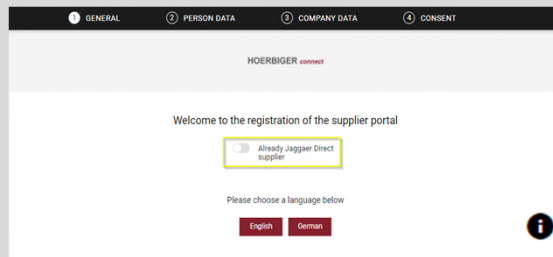
One-stop platform  
fundamentally transforms the  
way of collaboration with our  
business partners!

- A. Access [HOERBIGER connect](#)
- B. Register in HOERBIGER connect
- C. Receive Login credentials
- D. Complete your profile and publish it
- E. Get response from HOERBIGER

Be connected with HOERBIGER  
[www.hoerbiger.com](http://www.hoerbiger.com)


A. Access HOERBIGER connect via this link or via our website Supplier Area

B. Register in HOERBIGER connect




- Activate “Already Jaggaer Direct supplier” if you already have an active account @Jaggaer, if not proceed with your preferred language
- Info buttons provide more detailed information for selected fields

C. Receive Login credentials

- After successful completion of step B you will receive your access data by email
- Follow the link in the email and the instructions on the screen (password change is mandatory)
- Fields marked \*are mandatory
- Use info buttons for more detailed information 

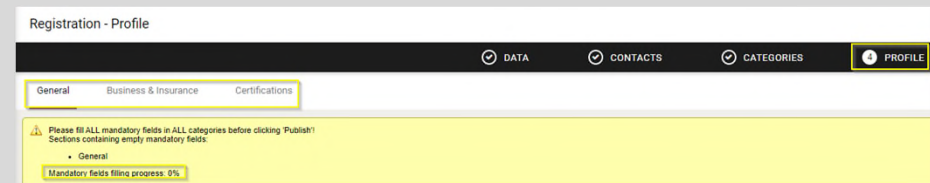
D. Complete your profile and publish it

- Create the contact persons in your company (Icon in top right corner)  and assign the created contact to the corresponding role(s)
- Use continue and back to navigate through the workflow

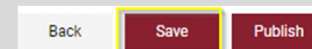


D. Complete your profile and publish it (continued)

- Select the categories you want to apply for and forward to the profile
- Make sure to fill in all three tabs in our profile and all mandatory fields



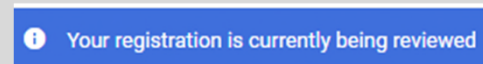
- “Save” before switching the tabs (“General”, “Business & Insurance”, “Certifications”)



- After completion of your profile the last step is to “Publish” it



- Then your profile will be reviewed from HOERBIGER



- If we need more information we will send you an email with a link so that you can complete your profile.

E. Get final response from HOERBIGER via Email